

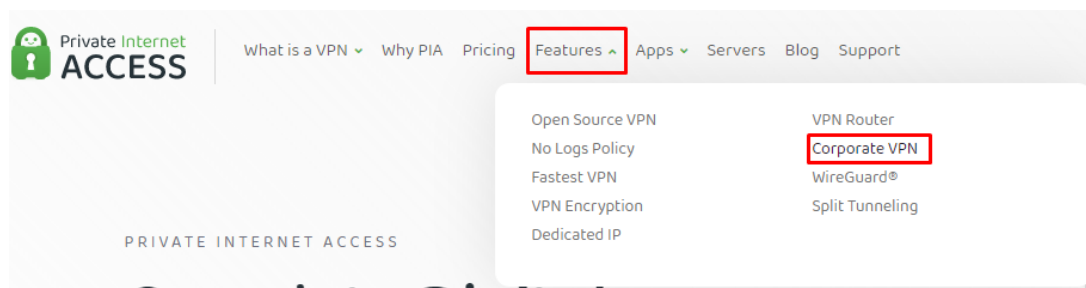
Bulk Subscriptions

Michael B - 2021-06-16 - Payments

Bulk Subscriptions

Purchasing a Bulk Subscription

For users that wish to purchase multiple accounts (ie. 3 or more) we offer users the option to purchase a large number of accounts in one transaction. This option can be found on our website by hovering over the Features tab and then clicking on [Corporate VPN](#).



Once on the Corporate VPN page, scroll down to the section “Need More Than 10 Devices Covered?” and click on “[Get PIA for more than 10 devices](#)”. This will bring users to the Bulk Subscription purchase page.

Need More Than 10 Devices Covered?

One PIA VPN subscription covers 10 devices, but if you need even more connectivity, we offer bulk discounts that are perfect for small businesses, offices, or even larger corporations.



[Get PIA for more than 10 devices](#)



Within the Bulk Subscription purchase page, users are able to choose a plan for their accounts; either Yearly for \$39.95, Six Months for \$35.95 or Monthly for \$9.95. After choosing a plan users can then indicated the number of accounts that they would like to purchase, as stated above this can be 3 or more accounts.

Order Summary	
Plan	Yearly
Number of accounts	3
<hr/>	
Subtotal	\$119.85
Bulk discount	-\$5.99
<hr/>	
Total	\$113.86

Bulk purchase VPN accounts

First choose which plan is right for you - monthly, yearly or a two-year plan for maximum savings.

If you need any assistance, contact us at multiple-accounts@privateinternetaccess.com

Choose your plan


- BEST VALUE

 Yearly \$3.33/mo.
~~\$119.86~~ \$39.95 per year
- Six months** \$5.99/mo.
~~\$59.70~~ \$35.95 per six months
- Monthly** \$9.95/mo.

Select number of accounts - 3 +

- Credit Card
- PayPal
- Amazon

Upon completion, you will receive a receipt for your order and along with the credentials to access the client control panel and manage the licenses for the number of accounts that you have purchased.



Dear Customer,

Thank you for choosing Private Internet Access to protect your online privacy.

Your Private Internet Access bulk order account is now active, your login information is:

Username: b0000001

Password: password

These are your license keys:

To redeem your accounts, please access www.privateinternetaccess.com/pages/redeem and follow the steps.

You can also log into your account [here](#) at any time to manage your account, subscriptions, and other features.

You can find all of our available setup options, including our easy to use 1-click installers on our [here](#).

If you have any questions or issues, our support specialists are available 24/7 to assist you! You can reach them [here](#).

You can now login to the Client Control Panel and see the keys which you can redeem for each account.

These are your license keys:

50	[REDACTED]	33
81	[REDACTED]	23
55	[REDACTED]	17

When ready, the bulk account owner can provide a specific Key to the individual that needs an account or the bulk account owner can activate the key for the individual that needs an account.

Client Control Panel View

For Bulk accounts the CCP looks a bit different than our standard CCP, the reason for this is that this CCP is used as a control center for all accounts, Subscriptions, and other features.

Within the CCP Users will be able to see and manage all purchased Licenses which will include their Statues, Username, and Email associated with.

Additionally, users will be able to view Previous payments, Update payment method, Enable Two-factor Authentication, Change Password(for the Main bulk account), Change Email address(for the Main bulk account), and Cancel Auto-renewal.

The screenshot displays the Private Internet Access Client Control Panel (CCP) for a bulk account. The page is titled "Welcome b0000001" and includes a "Sign Out" button. Account details are shown: "Subscribed since: Apr 03, 2020", "Active payment method: Credit Card", and "Next billing: Apr 03, 2021 - \$379.53 - [Previous payments](#)". A link to "Update your payment method" is provided.

The "Manage Licenses" section contains a table with the following data:

License	Status	Username	Email
0000-0000-0000-0000 - [🔗]	active	-	-
0000-0000-0000-0001 - [🔗]	active	-	-
0000-0000-0000-0002 - [🔗]	active	-	-
0000-0000-0000-0003 - [🔗]	active	-	-
0000-0000-0000-0004 - [🔗]	active	-	-
0000-0000-0000-0005 - [🔗]	active	-	-
0000-0000-0000-0006 - [🔗]	active	-	-
0000-0000-0000-0007 - [🔗]	active	-	-
0000-0000-0000-0008 - [🔗]	active	-	-
0000-0000-0000-0010 - [🔗]	active	-	-

Other features visible on the right side of the panel include:

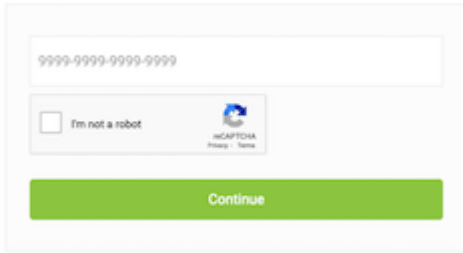
- Two-factor authentication:** A section indicating that two-factor authentication is currently disabled and providing a "Password" input field and an "Enable two-factor authentication" button.
- Change Password:** A section with a warning that users will need to log in again on their devices. It includes input fields for "Current password", "New password", and "Confirm password", along with a "Change Password" button.
- Change Email:** A section with input fields for "New email" and "Repeat email" (both containing "test@privateinternetaccess.com"), a "Password" input field, and a "Change Email" button.
- Turn auto-renewal off:** A section with a warning that automatic renewals will be turned off but keys will remain valid for the paid period, and a "Turn auto-renewal off" button.

Redeeming Keys

In order to redeem your keys and provide access to multiple accounts, you will

- Users will need to go to www.privateinternetaccess.com/pages/redeem
- Enter the License Key into the Redeem (Gift Card) box

Enter gift card info



9999-9999-9999-9999

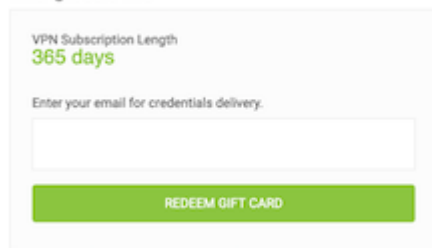
I'm not a robot

reCAPTCHA

Continue

- After clicking redeem, you will see the subscription length and a box to enter the desired email address to send the subscription credentials too. select Redeem Gift Card

Enter gift card info



VPN Subscription Length
365 days

Enter your email for credentials delivery.

REDEEM GIFT CARD

- Following the redemption of each code and the acceptance of each email address, you will be sent to our Downloads page to start the download process and will receive our standard activation email with the credentials for that licenses.

If you experience any issues with your bulk subscription or have questions, please don't hesitate to reach out to our support department via ticket or chat and we will be happy to assist you further.