

How do I redeem a code for my subscription?

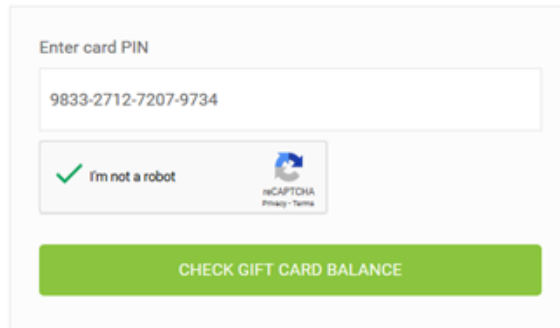
Travis - 2021-03-15 - Payments

To redeem a code for your subscription, please follow these steps:

Step 1: Visit this link <https://www.privateinternetaccess.com/giftcard/check> :


Step 2: Enter the code into the relevant text box

Enter gift card info



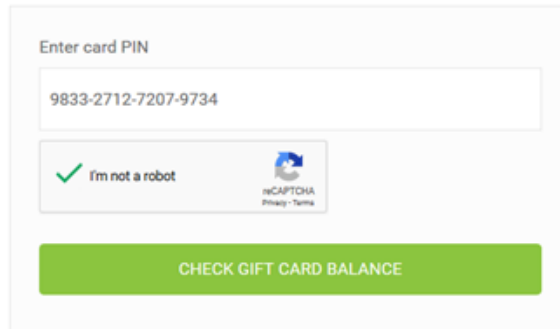
Enter card PIN

9833-2712-7207-9734

I'm not a robot 


CHECK GIFT CARD BALANCE

Enter gift card info



Enter card PIN

9833-2712-7207-9734

I'm not a robot 

CHECK GIFT CARD BALANCE

Step 3: Click the "**I'm not a robot**" checkbox

Step 4: Click the "**CHECK GIFT CARD BALANCE**" button

Step 5: Enter the email address that will be used for the subscription.

Enter gift card info

VPN Subscription Length
30 days

Enter your email for credentials delivery.

Step 6: Click the "**REDEEM GIFT CARD**" button

Step 7: Check your email for your username and password.

Tags

Code

redeem

Subscription